

















## PORCELAIN PAVERS

 GL-UGL	<b>THICKNESS</b>				
 GL-UGL	<b>WATER ABSORPTION</b>	ISO 10545-3 CLASSE BIA ASTM C 373 (E<=0,5%)	COMPLIANT		
 GL-UGL	<b>FROST RESISTANCE</b>	EN 202 ISO 10545-12 ASTM C 1026	FROST RESISTANT		
 GL-UGL	<b>BENDING STRENGTH</b>	ISO10545-4		Size 8"x16"	Size 16"x24"
			~ 71.673N	~ 71.660N	~ 70.000N
 GL-UGL	<b>BREAKAGE LOAD F AVERAGE VALUE (N)</b>	ISO10545-4	~ 49.000N/mm <sup>2</sup>	~ 48.500 N/mm <sup>2</sup>	~ 48000N/mm <sup>2</sup>
	<b>MODULUS OF RUPTURE R AVERAGE VALUE (N/mm<sup>2</sup>)</b>		~ 47,5 N/mm <sup>2</sup>	~ 47,5 N/mm <sup>2</sup>	~ 47,00 N/mm <sup>2</sup>
 GL	<b>CHEMICAL RESISTANCE</b>	ISO 10545-13 ASTM C 650	GA-GLA GHA		
 GL-UGL	<b>ANTI-GLISSANT</b>	DIN 51130 R	≥11		
		COEFFICIENTE D'ATTRITO BCR TORTUS	DRY ≥0,60 - WET ≥0,60		
		ASTM C 1028 C.O.F.	DRY ≥0,60 - WET ≥0,60		
		DCOF (BOT 3000) SECTION 9.6 ANSI 137.1 2012)	WET >0,42		
 GL-UGL	<b>SALT RESISTANCE</b>	NaCl	<b>RESISTANT</b>		

Salt leaves a residual of white colour that can be removed with fresh water and scrubbing brush. Scrub until the total removal of the residual.

PORCELAIN PAVERS			Sizes 4"x4"/4"x8"/8"x8"
 GL-UGL	<b>THICKNESS</b>		<b>65 mm</b>
 GL-UGL	<b>WATER ABSORPTION</b>	ISO 10545-3 CLASSE B1a ASTM C 373 (E<=0,5%)	CONFORME
 GL-UGL	<b>FROST RESISTANCE</b>	EN 202 ISO 10545-12 ASTM C 1026	INGELIVO
 GL-UGL	<b>UNIAXIAL COMPRESSIVE LOADING (N/mm<sup>2</sup>)</b>	UNI EN 1926/2000	132 N mm <sup>2</sup>
 GL	<b>CHEMICAL RESISTANCE</b>	ISO 10545-13 ASTM C 650	GA-GLA GHA
 GL-UGL	<b>ANTI-GLISSANT</b>	DIN 51130 R	≥11
		COEFFICIENTE D'ATTRITO BCR TORTUS	DRY ≥0,60 - WET ≥0,60
		ASTM C 1028 C.O.F.	DRY ≥0,60 - WET ≥0,60
		DCOF (BOT 3000) SECTION 9.6 ANSI 137.1 2012)	WET >0,42
 GL-UGL	<b>SALT RESISTANCE</b>	NaCl	<b>RESISTANT</b>

Salt leaves a residual of white colour that can be removed with fresh water and scrubbing brush. Scrub until the total removal of the residual.

**BASALTO, PORFIDO,  
CEMENTO, GRANITO**

**50 mm**

			PZ/PAL	MQ/PAL	KG/PZ	KG/PAL
<b>20x40</b>	<b>8"x16"</b>		120	9,6	9,15	1120
<b>40x60</b>	<b>16"x24"</b>		40	9,6	27,50	1120
<b>60x60</b>	<b>24"x24"</b>		28	10,08	41,30	1156

- F.to 20x40x5> Pallet cm 85x125
- F.to 40x60x5>Pallet cm 85x125
- F.to 60x60x5>Pallet cm 65x125

\*The weight of the pallet is to be understood as the sum of the weight of the pallets and the goods.

**LAPIS LUX, LAPIS NERO,  
LAPIS RUBRA**

**65 mm**

			PZ/PAL	MQ/PAL	KG/PZ	KG/PAL
<b>10x10</b>	<b>4"x4"</b>		768	7,68	1,50	1167
<b>10x20</b>	<b>4"x8"</b>		384	7,68	3,00	1167
<b>20x20</b>	<b>8"x8"</b>		192	7,68	6,00	1167

\*The weight of the pallet is to be understood as the sum of the weight of the pallets and the goods.

The above mentioned weights may change for technical reasons for +/- 4%.